



We vote on two types of things

1. People - also called candidates for office
2. Plans - new government laws and projects

Making your voting decisions

1. Decide what is on the ballot that is important to you

A good first step is to look at what is going to be on your ballot, listed on your Sample Ballot. You do not have to vote on everything. Take a look at all the choices to decide which races, candidates and ballot measures you want to learn more about. Think of this as looking at a menu.

2. Get different points of view

There are two kinds of election information:

- ▶ Nonpartisan: just gives facts; does not take sides about how you should vote
- ▶ Partisan: gives opinions; may try to convince you how to vote


There are many ways you can get voting information. Put a check next to the three that you like to use the most:

- the *Easy Voter Guide* written by learners for learners
- Family and friends
- TV and radio news
- the Sample Ballot and official Voter Information Guide
- endorsements from groups you trust
- candidate debates and meetings
- other _____



Marin County uses the Diebold Optical Scan

This are real pictures that will , help you cast your vote.



STEP 1: Fill in the Ballot Correctly

- With a blue or black pen, COMPLETELY fill in the OVAL next to the candidate or issue of your choice.
- If you wish to vote for a declared WRITE-IN candidate, find the blank line provided for "Write-In."



STEP 2: Review Your Ballot

- If you have questions, ask the poll worker for assistance. If you make a mistake, the poll worker will void the ballot and give you a new one.
- When you have completed voting, place your ballot in the secrecy sleeve so your votes cannot be seen.



STEP 3: Take Ballot to Scanner

- Take your ballot to the optical scan unit and feed the ballot into the unit as shown. This will cast your vote. See the poll worker to return the secrecy sleeve and for assistance.

Grassroots Leadership Network Of Marin
 2915 A Kerner Blvd. | San Rafael, CA. 94901
 Phone: 415-451-4350 | Fax: 415-451-4357
www.maringrassroots.org | Email: grassroots@mcgln.org

Brought to you by

Grassroots Leadership Network of Marin



How to

Vote

In Marin County



9th Annual
 Civic Engagement Campaign





You have the right to choose how you want to vote

1.) **At your polling place “in person”**
Polling places are open from 7 AM to 8 PM
The address of your polling place is in the back of your *Sample Ballot* that you received by mail.



2.) **By mail with an “absentee ballot”**
You need to fill the “absentee ballot” request form that comes with your *Sample Ballot*. The form needs to arrive no later than **October 31st** to your county election. You may go to the Registrar of Voters office, with your information, to vote any day before November 7, 2006.



What places are polling places?

Schools, Temples,

Community Centers, Libraries,

Offices,

Churches



Be prepare!

There is a new law that requires you to provide identification when you register to vote or if you re-register. Be sure to include your driver's license number or other identification information on the registration form. Fill the form out completely and correctly, or there may be delays in getting your name on the list of voters at your polling place.

If you registered to vote and your name is not on the list of voters at your assigned polling place, you can still vote using a “provisional ballot.”

There are 3 main steps TO VOTE AT YOUR POLLING PLACE

1. Check in



▶ you will be asked your name to see if it is on the list of registered voters in your area .




▶ you will sign your name on this list .



▶ if you are a first time voter, you may be asked for identification.

▶ you will be handed a ballot to mark your vote on.



2. Mark your ballot

▶ you go into a booth to vote in privately.

▶ you can bring your *Sample Ballot* with you so you can remember your choices.



▶ you may ask for help if you want.



▶ you don't have to vote on everything.


▶ if you make a mistake, you can ask for another ballot (You can make up to 3 mistakes and request a ballot for your finale vote)



3. Cast your ballot

▶ if you vote on paper, your ballot will be scanned; then, it will be placed in a sealed box.

▶ No one sees how you voted.



You are done!

Your vote will be counted after the polls close.

